

Principles of Pruning *for Structure and Sustainability*

Tom Ingersoll, MCA Melissa LeVangie Ingersoll, MCA

Ward's Nursery Spring Class – March 11, 2022



TOOLS AND SAFETY

- Bypass vs. Anvil-style. Loppers?
- Western vs. Japanese saws
- Extensions / Ladders
- PPE
- Cleaning / Pathogen awareness

BIG PICTURE

New England Forest vs. Built Landscape = Basically *Shade vs. Sun*

- Canopy trees = “Shade trees”
- Understory trees = “Ornamentals”
- Understory shrubs = Specimens, Borders, Hedges, etc.
- *Pioneers = Short-lived, Fast Growers, (Invasives....)*

In Landscape, woody plants can “forget” their form.

- Shade trees develop “co-dominant” stems with weak unions = poor architecture
- Ornamentals/Shrubs develop excess growth, crossing/rubbing, unsustainable form.

WHY PRUNE?

- Reduce the risk of damage, provide clearance, reduce shade; improve air flow, light infiltration; promote flowers and fruit; improve vistas; improve aesthetics.

WHEN to PRUNE?

- Flowers vs. Efficiency?
- Plant Health

3 TYPES OF PRUNING CUTS in TREES:

Reduction or Drop-crotch

Removal or Thinning

Topping or Heading

WITH SHRUBS, THESE CORRESPOND TO OVERALL GOALS OF:

Reduction/Maintenance
“Heading Back”

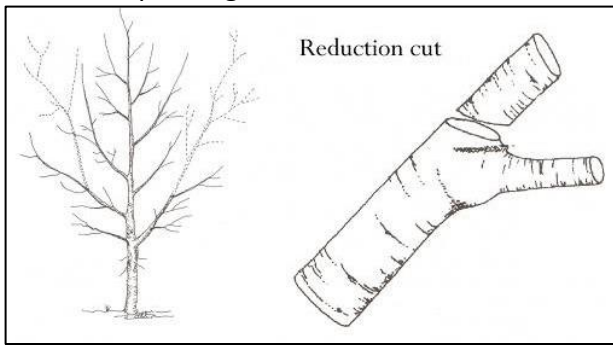
Thinning/Renovation
“Renewal”

Rejuvenation/Basal
or Shearing

THE 3 CUT METHOD


- Safe, Clean, Thoughtful
- First or “undercut” determines direction of fall and minimizes “peel”.
- Second cut removes bulk of branch or leader
- Third or “finish” cut removes remaining stub.
- *If removing deadwood, 3rd cut should be made just outside living tissue.*

Structural pruning of a Tree

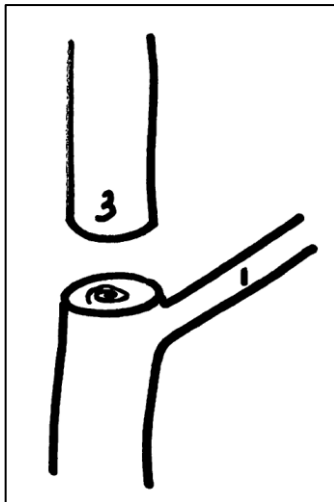


Ed Gilman, Univ Fla

The 3-Cut Method



The 1/3 Rule



Thinning of Cane-Forming/Suckering Shrub



Image: University of Wisconsin – Ext

Comments and Questions, please!

Tom Ingersoll, MCA

Massachusetts Certified Arborist

ISA Certified Arborist

CT Licensed Supervising Arborist

Email: Tom@IngersollLandCare.com

Melissa LeVangie Ingersoll, MCA

Massachusetts Certified Arborist

ISA Certified Arborist

Email: Melissa@wtcw.org

Some “Zingers”

Do No Harm

Fewer, Bigger Cuts

Out with the Old, in with the New

1/3 Rule on Young Trees

When Will You be Back?

Always be Renovating

Watch your Brush Pile

RESOURCES:

International Society of Arboriculture (ISA)

www.treesaregood.org

Morton Arboretum

<http://www.mortonarb.org/trees-plants/tree-and-plant-advice/horticulture-care/pruning-deciduous-shrubs>

University of Florida Horticulture - Ed Gilman

<http://hort.ufl.edu/woody/pruning.shtml>

<http://hort.ufl.edu/woody/documents/PruningLandscapeTreesShrubs.pdf>

HAVE FUN!

Learn from your own pruning

Leave a legacy

